

January 26<sup>th</sup>, 2020

## Destinations of airline travellers from 18 high-risk cities in mainland China by continent or region

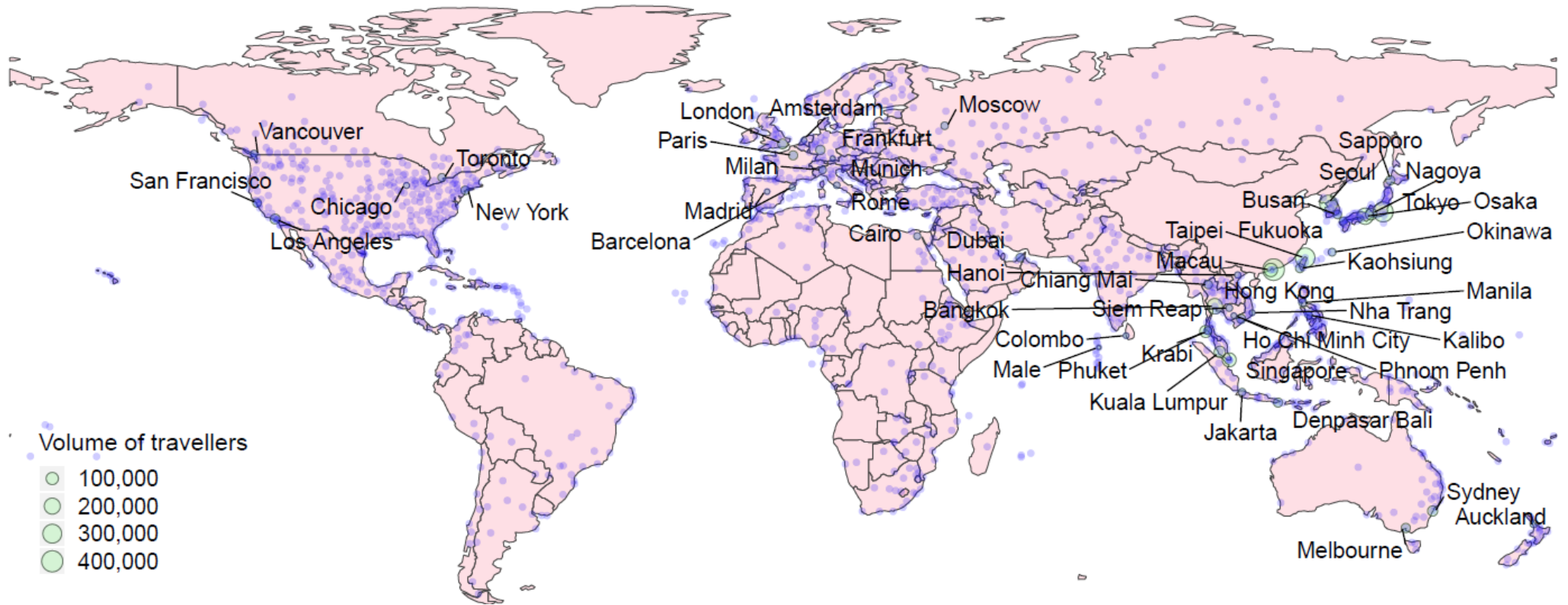
Shengjie Lai

WorldPop, School of Geography and Environmental Science, University of Southampton, UK

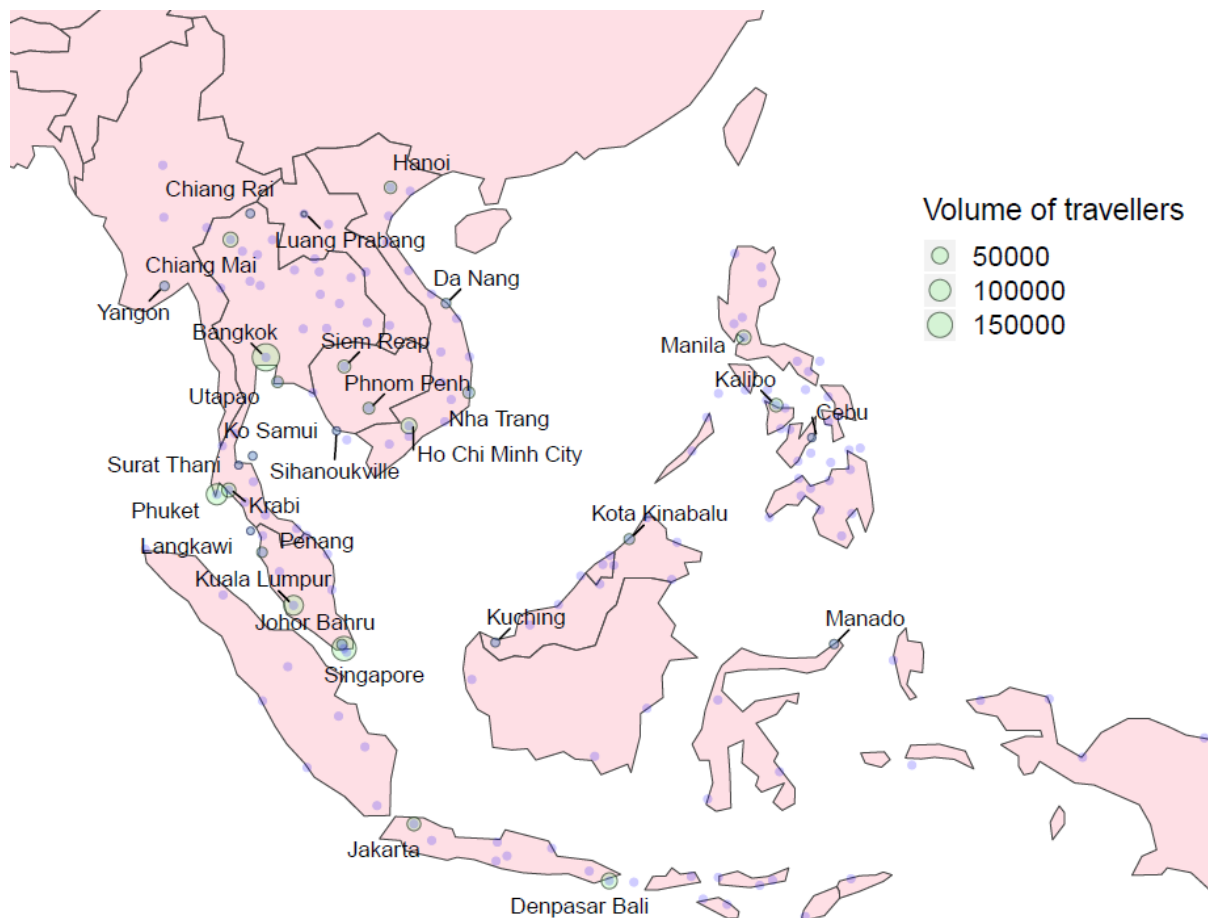
With data supported by IATA and Bluedot

For more details: Preliminary risk analysis of 2019 novel coronavirus spread within and beyond China. WorldPop. January 25<sup>th</sup>, 2020.

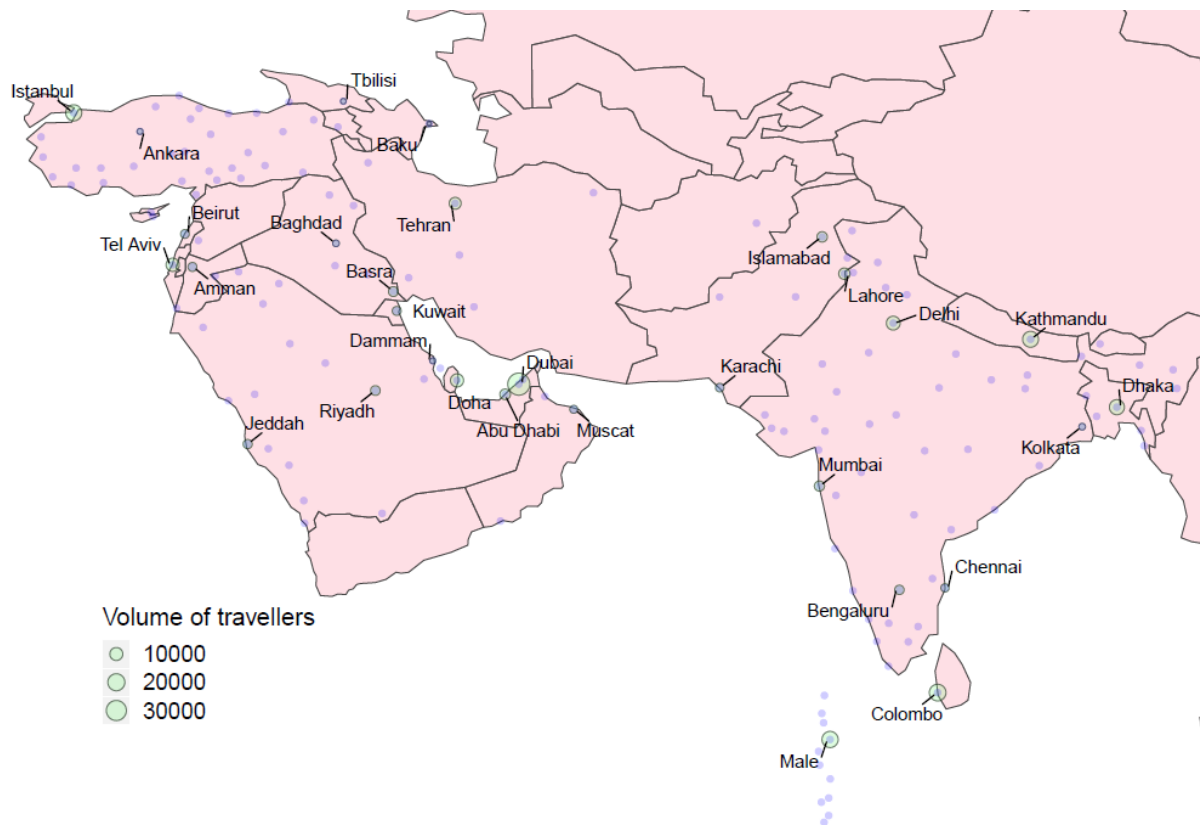
<https://www.worldpop.org/events/china>



**Figure 1.** Geographic distribution of cities across the globe receiving airline travellers from 18 high-risk cities in mainland China over a period of three months, representing 15 days before Lunar New Year’s Day and 2 and half months following Lunar New Year’s Day. The volume of airline travellers of the top 30 ranked cities is presented. Based on air travel data from February to April 2018, obtained from the International Air Travel Association (IATA). The Lunar New Year in 2018 started from February 16th, 2018. The 18 high-risk cities are Wuhan in Hubei Province and 17 cities (Beijing, Shanghai, Guangzhou, Zhengzhou, Tianjin, Hangzhou, Jiaxing, Changsha, Xi’an, Nanjing, Shenzhen, Chongqing, Nanchang, Chengdu, Hefei, Fuzhou, Dongguan) in other provinces receiving high volume of travellers from Wuhan before the Lunar New Year.



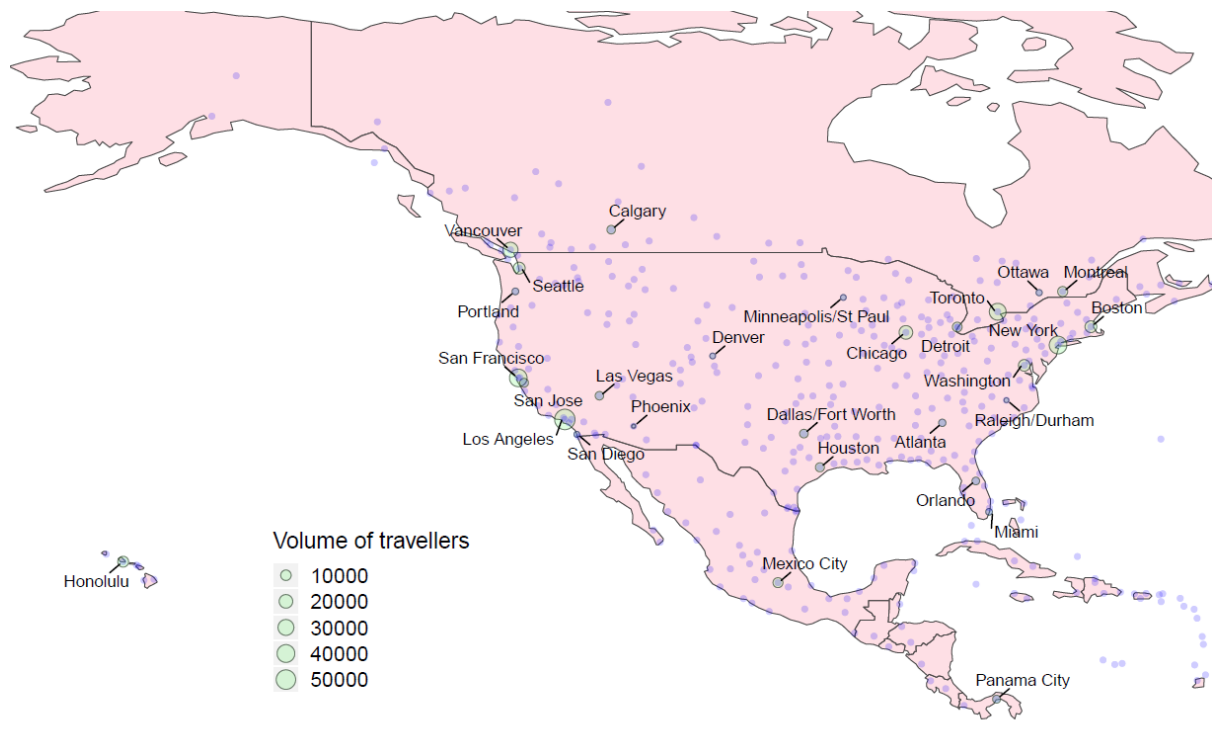
**Figure 2.** Geographic distribution of cities in Southeast Asia receiving airline travellers from 18 high-risk cities in mainland China over a period of three months, representing 15 days before Lunar New Year’s Day and 2 and half months following Lunar New Year’s Day. The volume of airline travellers of the top 30 ranked cities is presented. Based on air travel data from February to April 2018, obtained from the International Air Travel Association (IATA). The Lunar New Year in 2018 started from February 16th, 2018. The 18 high-risk cities are Wuhan in Hubei Province and 17 cities (Beijing, Shanghai, Guangzhou, Zhengzhou, Tianjin, Hangzhou, Jiaxing, Changsha, Xi’an, Nanjing, Shenzhen, Chongqing, Nanchang, Chengdu, Hefei, Fuzhou, Dongguan) in other provinces receiving high volume of travellers from Wuhan before the Lunar New Year.



**Figure 3.** Geographic distribution of cities in Southern and Western Asia receiving airline travellers from 18 high-risk cities in mainland China over a period of three months, representing 15 days before Lunar New Year’s Day and 2 and half months following Lunar New Year’s Day. The volume of airline travellers of the top 30 ranked cities is presented. Based on air travel data from February to April 2018, obtained from the International Air Travel Association (IATA). The Lunar New Year in 2018 started from February 16th, 2018. The 18 high-risk cities are Wuhan in Hubei Province and 17 cities (Beijing, Shanghai, Guangzhou, Zhengzhou, Tianjin, Hangzhou, Jiaying, Changsha, Xi’an, Nanjing, Shenzhen, Chongqing, Nanchang, Chengdu, Hefei, Fuzhou, Dongguan) in other provinces receiving high volume of travellers from Wuhan before the Lunar New Year.



**Figure 4.** Geographic distribution of cities in Europe receiving airline travellers from 18 high-risk cities in mainland China over a period of three months, representing 15 days before Lunar New Year’s Day and 2 and half months following Lunar New Year’s Day. The volume of airline travellers of the top 20 ranked cities is presented. Based on air travel data from February to April 2018, obtained from the International Air Travel Association (IATA). The Lunar New Year in 2018 started from February 16th, 2018. The 18 high-risk cities are Wuhan in Hubei Province and 17 cities (Beijing, Shanghai, Guangzhou, Zhengzhou, Tianjin, Hangzhou, Jiaxing, Changsha, Xi’an, Nanjing, Shenzhen, Chongqing, Nanchang, Chengdu, Hefei, Fuzhou, Dongguan) in other provinces receiving high volume of travellers from Wuhan before the Lunar New Year.



**Figure 5.** Geographic distribution of cities in Northern and Central America receiving airline travellers from 18 high-risk cities in mainland China over a period of three months, representing 15 days before Lunar New Year's Day and 2 and half months following Lunar New Year's Day. The volume of airline travellers of the top 30 ranked cities is presented. Based on air travel data from February to April 2018, obtained from the International Air Travel Association (IATA). The Lunar New Year in 2018 started from February 16th, 2018. The 18 high-risk cities are Wuhan in Hubei Province and 17 cities (Beijing, Shanghai, Guangzhou, Zhengzhou, Tianjin, Hangzhou, Jiaxing, Changsha, Xi'an, Nanjing, Shenzhen, Chongqing, Nanchang, Chengdu, Hefei, Fuzhou, Dongguan) in other provinces receiving high volume of travellers from Wuhan before the Lunar New Year.



**Figure 6.** Geographic distribution of cities in Southern America receiving airline travellers from 18 high-risk cities in mainland China over a period of three months, representing 15 days before Lunar New Year’s Day and 2 and half months following Lunar New Year’s Day. The volume of airline travellers of the top 20 ranked cities is presented. Based on air travel data from February to April 2018, obtained from the International Air Travel Association (IATA). The Lunar New Year in 2018 started from February 16th, 2018. The 18 high-risk cities are Wuhan in Hubei Province and 17 cities (Beijing, Shanghai, Guangzhou, Zhengzhou, Tianjin, Hangzhou, Jiaxing, Changsha, Xi’an, Nanjing, Shenzhen, Chongqing, Nanchang, Chengdu, Hefei, Fuzhou, Dongguan) in other provinces receiving high volume of travellers from Wuhan before the Lunar New Year.



**Figure 7.** Geographic distribution of African cities receiving airline travellers from 18 high-risk cities in mainland China over a period of three months, representing 15 days before Lunar New Year’s Day and 2 and half months following Lunar New Year’s Day. The volume of airline travellers of the top 30 ranked cities is presented. Based on air travel data from February to April 2018, obtained from the International Air Travel Association (IATA). The Lunar New Year in 2018 started from February 16th, 2018. The 18 high-risk cities are Wuhan in Hubei Province and 17 cities (Beijing, Shanghai, Guangzhou, Zhengzhou, Tianjin, Hangzhou, Jiaxing, Changsha, Xi’an, Nanjing, Shenzhen, Chongqing, Nanchang, Chengdu, Hefei, Fuzhou, Dongguan) in other provinces receiving high volume of travellers from Wuhan before the Lunar New Year.